Créer un nouveau lutin :

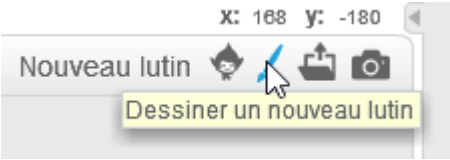

Mettre 6 costumes à ce lutin :

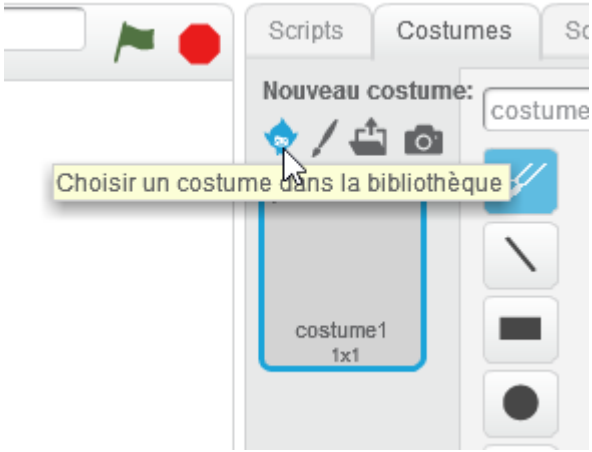

Et on obtient :

Il faut ensuite partir du premier costume et passer aux autres toutes les secondes :

On peut aussi faire une boucle :

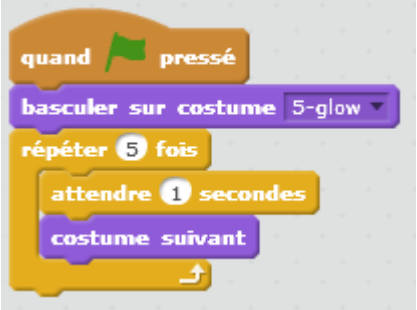

Ce qui donne :

<font inherit/inherit;;inherit;;inherit>https://scratch.mit.edu/projects/86952810/</font|https://scratch.mit.edu/projects/86952810/]]</font]]>

From:
https://www.physix.fr/dokuwikieleves/ - **Programmation**

Permanent link:
https://www.physix.fr/dokuwikieleves/doku.php?id=le_compte_a_rebours_2eme_version&rev=1476884188

Last update: **2016/10/19 15:36**